


FOREGALE

**Your Local Independent Supplier
Serving the Construction Industry**



- **Cut & Bent Bar Reinforcement**
- **Mesh Fabric Stockholders**
- **Reinforcement Accessories**
- **Express Valued Service**
- **Quality & Reliability**



BUILDING ON STRENGTH

LIVERSEDGE
West Yorkshire
Tel 01924 401020
Fax 01924 405872

reinforcements@foregale.co.uk
hullreinforcements@foregale.co.uk
www.foregale.co.uk

HESSLE
East Yorkshire
Tel 01482 640118
Fax 01482 644093

REINFORCEMENT PRODUCTS



BAR REINFORCEMENT

High Yield Grade 500 N/mm² Bars to BS4449 in sizes 8mm to 40mm. Plain Round Mild Steel Grade 250 Bar to BS4449 in sizes 6mm and 16mm. Dowels 3/6m.

Bar Dimensions/Weights		
Diameter mm	Cross Sectional Area mm ²	Mass kg/m
40	1963.5	9.864
32	804.2	6.313
25	490.0	3.854
20	314.2	2.466
16	201.1	1.579
12	113.1	0.888
10	78.5	0.616
8	50.3	0.395
6	28.3	0.222

Available in:

- Stock Lengths
- Cut to Length
- Cut & Bent to Schedule
- Dowel Bars

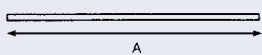
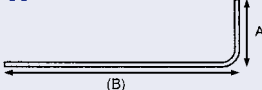
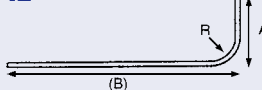
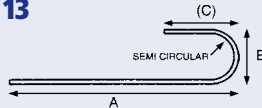
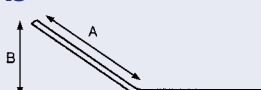

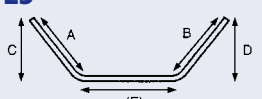
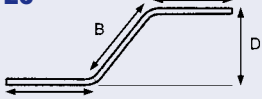
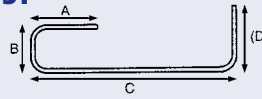
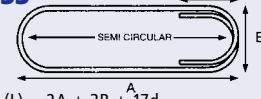
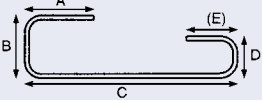
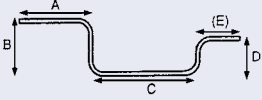
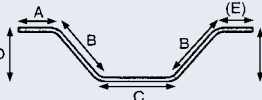

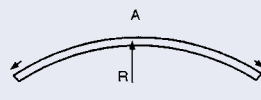
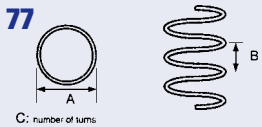

EXPRESS SERVICE

BS 8666: 2005 Shape and total length of bar (L) measured along centre-line

<p>00</p> <p>(L) = A</p>	<p>01</p> <p>Stock bars are supplied in 12 metre national lengths in diameters of 12mm and above in original manufacturers bundles. Tolerances for stock lengths shall be subject to BS4449: 2005</p> <p>(L) = A</p>	<p>11</p> <p>(L) = A + (B) - 0.5R - d</p>	<p>12</p> <p>(L) = A + (B) - 0.43R - 1.2d</p>	<p>13</p> <p>1 Semi-circular (L) = A + 0.57B + (C) - 1.6d</p>
<p>14</p> <p>(L) = A + (C) - 4d</p>	<p>15</p> <p>(L) = A + (C)</p>	<p>21</p> <p>(L) = A + B + (C) - r - 2d</p>	<p>22</p> <p>1 Semi-circular (L) = A + B + C + (D) - 1.5r - d</p>	<p>23</p> <p>(L) = A + B + (C) - r - 2d</p>
<p>24</p> <p>(L) = A + B + (C)</p>	<p>25</p> <p>(L) = A + B + (E)</p>	<p>26</p> <p>(L) = A + B + (C)</p>	<p>27</p> <p>(L) = A + B + (C) - 0.5r - d</p>	<p>28</p> <p>(L) = A + B + (C) - 0.5r - d</p>
<p>29</p> <p>(L) = A + B + (C) - r - 2d</p>	<p>31</p> <p>(L) = A + B + C + (D) - 1.5r - 3d</p>	<p>32</p> <p>(L) = A + B + C + (D) - 1.5r - 3d</p>	<p>33</p> <p>1/2 Semi-circular (L) = 2A + 1.7B = 2C - 4d</p>	<p>34</p> <p>(L) = A + B + C + (E) - 0.5r - d</p>
<p>35</p> <p>(L) = A + B + C + (E) - 0.5r - d</p>	<p>36</p> <p>(L) = A + B + C + (D) - r - 2d</p>	<p>41</p> <p>(L) = A + B + C + D + (E) - 2r - 4d</p>	<p>44</p> <p>(L) = A + B + C + D + (E) - 2r - 4d</p>	<p>46</p> <p>(L) = A + 2B + C + (E)</p>
<p>47</p> <p>(L) = 2A + B + 2C + 1.5r - 3d</p>	<p>51</p> <p>(L) = 2(A + B + (C)) - 2.5r - 5d</p>	<p>56</p> <p>(L) = A + B + C + (D) + 2(E) - 2.5r - 5d</p>	<p>63</p> <p>(L) = 2A + 3B + 2(C) - 3r - 6d</p>	<p>64</p> <p>(L) = A + B + C + 2D + E + (F) - 3r - 6d</p>
<p>67</p> <p>(L) = A</p>	<p>75</p> <p>(L) = (A-d) + B</p>	<p>77</p> <p>C = number of turns Where B is greater than A/5 this equation no longer applies, in which case the following formula may be used: (C) = (A-d) (L) = C((A-d)² + B²)^{0.5}</p>	<p>98</p> <p>(L) = A + 2B + C + (D) - 2r - 4d</p>	<p>99</p> <p>All other shapes where standard shapes cannot be used. No other shape code number, form of designation or abbreviation shall be used in scheduling. A dimensioned sketch shall be drawn over the dimension columns A to E. Every dimension shall be specified and the dimension that is to allow for permissible deviations shall be indicated in parenthesis, otherwise the fabricator is free to choose which dimension shall allow for tolerance. Total length (L) = to be calculated.</p>

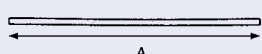
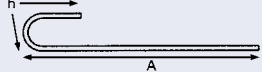
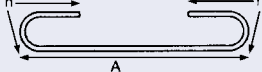




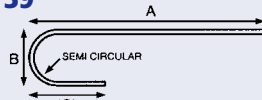
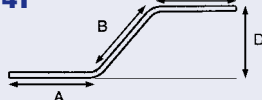
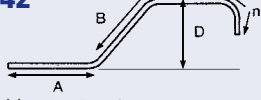
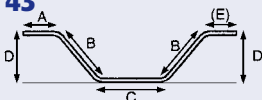
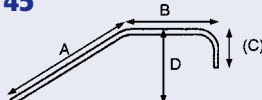
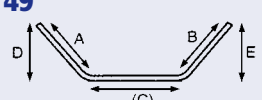

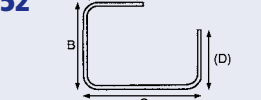
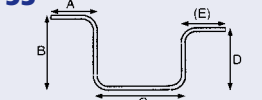



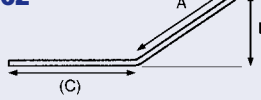
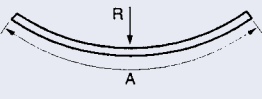
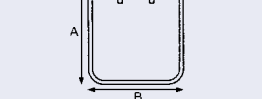
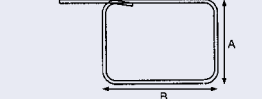
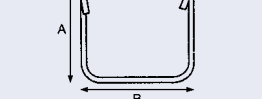
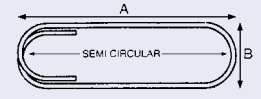
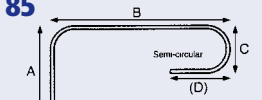
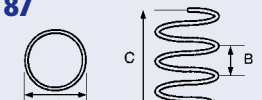
BS 8666: 2000 - STANDARD SHAPES

Shape and total length of bar (L) measured along centre-line

00  $(L) = A$	11  $(L) = A + (B) - 1/2r - d$	12  $(L) = A + (B) - 1/2R - d$	13  $(L) = A + 0.57B + (C) - 1.57d$	15  $(L) = A + (C)$
21  $(L) = A + B + (C) - r - 2d$	25  $(L) = A + B + (E)$	26  $(L) = A + B + (C)$	31  $(L) = A + B + C + (D) - 1 1/2r - 3d$	33  $(L) = 2A + 3B + 17d$ (this includes 10d straight for C)
41  $(L) = A + B + C + D + (E) - 2r - 4d$	44  $(L) = A + B + C + D + (E) - 2r - 4d$	46  $(L) = A + 2B + C + (E)$	51  $(L) = 2(A + B) + 16d$	67  $(L) = A$
77  $(L) = C (A - d)$	99 All other shapes where a standard or combination of standard shapes cannot be used. A dimensioned sketch shall be drawn over the dimension columns A - E. Total length (L) = To be calculated.			

BS 4466: 1989 - PREFERRED AND OTHER SHAPES

Shape and total length of bar (L) measured along centre-line

20  $(L) = A$	32  $(L) = A + h$	33  $(L) = A + 2h$	34  $(L) = A + n$	35  $(L) = A + 2n$
37  $(L) = A + (B) - 1/2r - d$	38  $(L) = A + B + (C) - r - 2d$	39  $(L) = A + 0.57B + (C) - 1.57d$	41  $(L) = A + B + (C)$	42  $(L) = A + B + C + n$ (if angle with horizontal is 45° or less)
43  $(L) = A + 2B + C + (E)$	45  $(L) = A + B + (C) - 1/2r - d$	49  $(L) = A + B + (C)$	51  $(L) = A + (B) - 1/2R - d$	52  $(L) = A + B + C + (D) - 1 1/2r - 3d$
53  $(L) = A + B + C + D + (E) - 2r - 4d$	54  $(L) = A + B + (C) - r - 2d$	55  $(L) = A + B + C + (E) - 2r - 4d$	61  $(L) = 2(A + B) + 12d$	62  $(L) = A + C$
65  $(L) = A$	77  $(L) = 2A + B + 20d$	78  $(L) = 2A + B + C + 3d$	79  $(L) = 2A + 3B + 10d$	82  $(L) = 2A + 3B + 18d$
85  $(L) = A + B + 0.57C + (D) - 1/2r - 2.57d$	87  $(L) = C/B (A - d) (12m)$	99 All other shapes where a standard or combination of standard shapes cannot be used. A dimensioned sketch shall be drawn over the dimension columns A - E. Total length (L) = To be calculated.		



West Yorkshire
01924 401020

www.foregale.co.uk

East Yorkshire
01482 640118

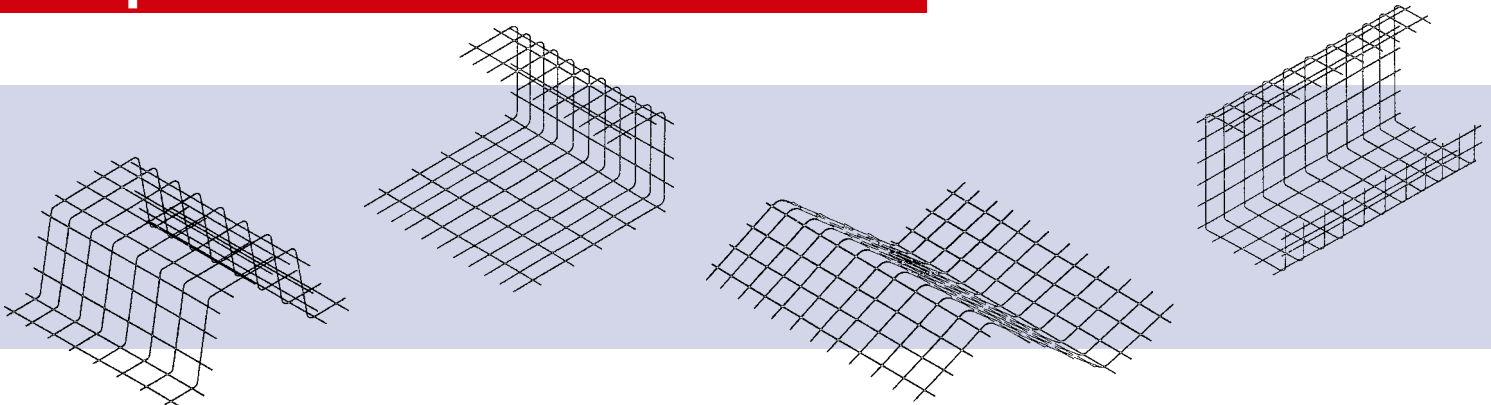
FABRIC REINFORCEMENT

FABRIC REINFORCEMENT TO BS 4483: 1998 / BS 4483: 2005

Standard Sheet Size 4.8m Long x 2.4m Wide								
Type of Fabric	BS Reference	Mesh Sizes Nominal Pitch of Wires		Wire Sizes		Cross Sectional Area Per Metre Width		Weight Per m ²
		Main mm	Cross mm	Main mm	Cross mm	Main mm	Cross mm	kg
<i>Square Mesh Fabric</i> 200mm X 200mm	A393	200	200	10.0	10.0	393.0	393.0	6.16
	A252	200	200	8.0	8.0	252.0	252.0	3.95
	A193	200	200	7.0	7.0	193.0	193.0	3.02
	A142*	200	200	6.0	6.0	142.0	142.0	2.22
	A98	200	200	5.0	5.0	98.0	98.0	1.54
<i>Structural Mesh Fabric</i> 100mm X 200mm	B1131	100	200	12.0	8.0	1311.0	252.0	10.90
	B785	100	200	10.0	8.0	785.0	252.0	8.14
	B503	100	200	8.0	8.0	503.0	252.0	5.93
	B385	100	200	7.0	7.0	385.0	193.0	4.53
	B283	100	200	6.0	7.0	283.0	193.0	3.73
	B196	100	200	5.0	7.0	196.0	193.0	3.05
<i>Long Mesh Fabric</i> 100mm X 400mm	C785	100	400	10.0	6.0	785.0	70.8	6.72
	C636	100	400	9.0	6.0	636.0	70.8	5.55
	C503	100	400	8.0	5.0	503.0	49.0	4.34
	C385	100	400	7.0	5.0	385.0	49.0	3.41
	C283	100	400	6.0	5.0	283.0	49.0	2.61
<i>Wrapping Fabric</i> 100mm X 100mm	D49	100	100	2.5	2.5	49.1	49.1	0.77

* Also available in 3.6m long x 2.0m wide and 2.4m x 2.4m wide sheets. (Cut & Bent Fabric to order)

Examples of cut & bent fabric to BS 4483



West Yorkshire
01924 401020

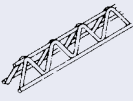
www.foregale.co.uk

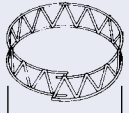
East Yorkshire
01482 640118

REINFORCEMENT ACCESSORIES

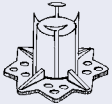
A wide range of accessories are normally stocked although other items can be obtained quickly – please enquire (price on application)

WIRE SPACERS


 <p>2 metre lengths</p>	Height mm
	50
	75
	90
	105
	120
	135
	150
	165
	180
200	

 <p>1.0m</p> <p>3.2 metre straight lengths</p>	Height mm
	50
	75
	90
	105
	120
	135
	150
	165
	180
	200


PLASTIC FLATFOOT SPACERS


	
Cover mm	Pack Size
40/50	200
65/75	200
90/100	100

PLASTIC WHEEL SPACERS


	
Cover Bar Dia. mm	Pack Size
5/4-6	10000
10/4-8	2000
12.5/4-8	2000
15/4-8	2000
15/10/14	1000
20/4-8	2000
20/8-12	2000
20/10/14	2000
20/12-16	500
25/4-18	500
25/6-10	1000
25/10-14	1000
25/12-16	500
30/4-8	500
30/4-18	500
30/8-12	1000
35/5-10	500
35/10-20	250
40/4-8	500
40/8-12	500
40/12-20	250
40/20-30	250
50/4-10	250
50/4-18	250
50/8-12	250
50/12-20	250
50/12-28	200
60/4-18	250
60/12-28	100
70/12-20	100
75/4-18	100
75/20-26	100

CONCRETE SPACERS


	Cover mm	Pack Size
	40/50	100

	Cover mm	Pack Size
	35/40/50	200

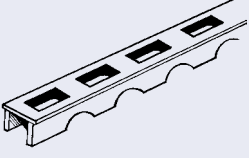
DOWEL BAR CAPS

	Bar dia. x Overall Length mm	Pack Size
	16 x 125	each
	20 x 125	
25 x 125		

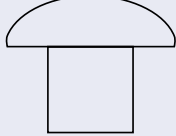
DOWEL BAR SLEEVES

	Bar dia. x Overall Length mm	Pack Size
	16 x 300	each
	20 x 300	
25 x 300		

PLASTIC TRACK

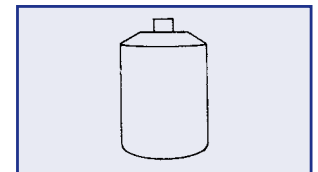
	
Cover	Pack Size
15mm	POA
20mm	POA
25mm	POA
30mm	POA
35mm	POA
40mm	POA
50mm	POA

RE-BAR SAFETY CAPS

	
Size mm	Pack Size
6 - 18	250
16 - 32	200

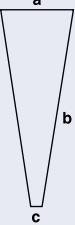
MOULD OIL

Release Agent - 25 litre



FOREGALE



CONICAL BOLT BOXES

	Length a x c mm	Length mm b
	70 x 20	229
	92 x 20	305
	108 x 25	380
	114 x 30	457
	118 x 30	534
	133 x 30	610
	133 x 30	762

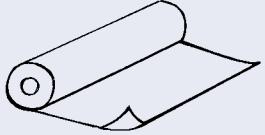
TYING WIRE


Black Annealed 16 gauge Catchweight 15kg & 2kg Stainless Steel on request

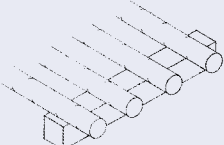
DOUBLE LOOP TIES

	Length mm	Pack Size
	150 200	1000 1000
		Pack Size
		each

POLYTHENE SHEETING

 <p>4m x 25m Rolls (100m²)</p>	Gauge	Thickness microns	Weight kg	Width x Length mm
	1200	300	27.6	4000 x 25000

HEAVY DUTY SQUARE SPACER BARS

	Size mm	Pack Size
	25 x 25	each
	30 x 30	
	35 x 35	
	40 x 40	
	50 x 50	
	60 x 60	
	75 x 75	

REINFORCEMENT ACCESSORIES

SCREED CHAIRS

Plastic	Compts	Slab Thickness mm	Std. Pack
	Saddles	-	250
	Collar	-	250
	Shafts	-	250
	80mm	150 to 200	250
	100mm	185 to 235	250
	140mm	225 to 275	250
	180mm	265 to 315	250
	220mm	305 to 355	250
	Bases	-	250

Metal	Adjustment	Slab Thickness mm
	Screed Base 1 Collar ADJ 30mm	120 to 150
	Screed Base 2 Collar ADJ 50mm	150 to 200
	Screed Base 3 Collar ADJ 100mm	200 to 300

SCREED RAILS

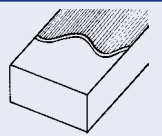
Standard	Concrete Rails Std. 3 mtr. Lengths	Height mm
		50
		100
		150

Metal Top	Full Rails Std. 3.9 mtr. Lengths	Height mm
		65
		90
		115
		140
		165

Full Range of Accessories on Request

CONCRETE CURING AGENTS

Various Types
20 - 200 litres



POLYSTYRENE BOLT BOXES

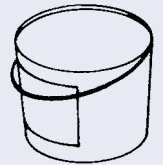
Diagram	Size a x c mm	Length mm b
	75 x 50	225
	75 x 50	300
	75 x 50	375
	75 x 50	450
	75 x 50	550
	75 x 50	600
	75 x 50	750

CRACK INDUCERS

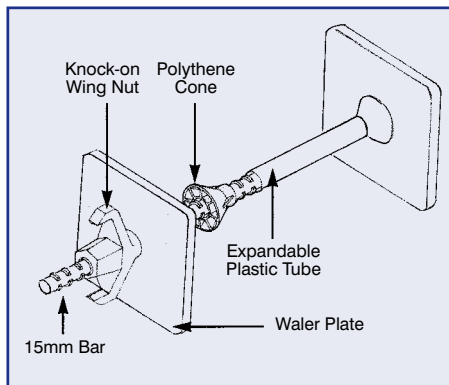
Top Crack Inducer	Depth mm	Length mm
	50	5
	75	5
Bottom Crack Inducer	Depth mm	Length mm
	40	5
	75	5

D-BAR DEBONDING COMPOUND

5 litre



TIE BAR SYSTEM



Tie Bar	Length m
	6.00
	2.50
	2.00
	1.75
	1.50
	1.00
Water Plate	Type
	Std.
	Heavy Duty

Connector	Diagram
Water Barrier	Diagram
Wing Nut	Diagram

MIOTHENE

Strips	Width x Depth mm	Length mm
	12 x 100	10.0
	12 x 150	10.0
	12 x 175	10.0
	12 x 200	10.0
	12 x 250	10.0
	12 x 300	10.0
	20 x 100	2.2
	20 x 150	2.2
	20 x 175	2.2
	20 x 200	2.2
	20 x 250	2.2
	20 x 300	2.2
	25 x 100	2.2
	25 x 150	2.2
	25 x 175	2.2
	25 x 200	2.2
	25 x 250	2.2
	25 x 300	2.2

Miothene Sheets Available in 12mm, 20mm & 25mm thicknesses.

FLEXI-BOARD / STRIPS

Strips 2.44m long	Width x Depth mm
	12 x 100
	12 x 150
	12 x 200
	20 x 100
	20 x 150
	20 x 200
	25 x 100
	25 x 150
	25 x 200

Flexi-Board Sheets 2.44m long Available in 12mm, 20mm & 25mm thicknesses.

DOWEL BAR CAGES

Expansion	Height mm
	65 to 80
	81 to 115
	116 to 155
Contraction	Height mm
	65 to 90
	91 to 115
	116 to 140
	75mm Plastic Sleeve 7 per 1 mtr. run

Note: Prices are per metre length. Two lengths required per metre run of joint.



FOREGALE

Your Local Independent Supplier
Serving the Construction Industry

GABION BOXES

TRIPLE TWIST WOVEN MESH

Gabions are rectangular boxes which are formed from panels of triple twisted mesh which are framed by thicker selvedge wires. End panels and internal diaphragms at 1.0m centres are then wired to the base of the gabion. The triple twist weaving of the wire prevents unraveling.

GABION BOXES AND MATTRESSES: are constructed from wire manufactured to comply with BS1052:1996 and self edged with thicker wire.

WIRE: is galvanised in accordance with BS 443:1990, with minimum thickness complying with the requirements of table 4 of BS 443.

PVC-U: coating (minimum thickness 0.5mm) can be supplied where specified after galvanising and before weaving.

LIFE EXPECTANCY: of PVC-U coated mesh in dry land retaining walls is considered to be 120 years.

QUALITY ASSURANCE: Manufactured under factory controlled quality assured conditions.

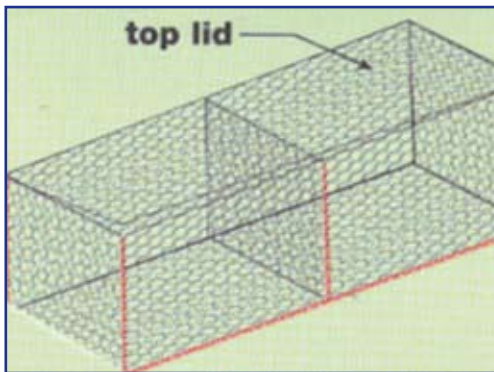
CERTIFICATION: BBA Certified. Agrément Certificate Numbers 00/3682 and 99/R117.

INSTALLATION: Simple installation procedure, instructions provided.

SUPPLY: Delivered to site flat packed for ease of transport.

GABION BOXES

Length m	Width m	Height m
1	0.5 or 1	0.5 or 1
1.5	1	0.5 or 1
2	0.5 or 1	0.5 or 1
3	1	0.5 or 1
4	1	0.5 or 1



STANDARD MESH & WIRE SIZES

Standard mesh dimensions X x Y	Mesh Wire GI Dia. (mm)	Selvedge wire GI Dia. (mm)
60 x 80	2.0	2.7
80 x 100	2.2	3.0
100 x 120	2.7	3.4

STONE FILL

The stone fill should be in accordance with the engineers specification and needs to be a hard and durable material. The Gabion/mattress fill should be not less than 100mm and generally not greater than 150mm with 90% being retained on a 100mm diameter ring. For a more attractive finish hand packing the face is required prior to machine filling.

Material	Average kg/cu.m
Basalt	1650
Brick	1240
Broken Concrete	1340
Granite	1600
Limestone	1440
Sandstone	1390
Shingle	1500
Slag	1500

WELDED MESH

Manufactured from cold drawn steel wire, electrically welded at each intersection welded mesh gabions and mattresses provide an alternative to the traditional woven wire construction. Welded mesh baskets are more rigid and create a more uniform finish when erected, and are appropriate where tight tolerances are required to the finished profile.

WIRE: Used in manufacture of the mesh confirms to BS1052:1986.

WIRE: Is either Galfan coated or galvanised to BS729 or Aluminium Zinc coated.

PVC-U: Coating for extra protection and extended life is applied after galvanising.

QUALITY ASSURANCE: Meshes manufactured under factory controlled quality assured conditions.

DELIVERY: Supplied flat packed with appropriate lacing wire for site assembly. Alternative fixings using Galfan or stainless steel C ring clips, or preformed spiral and brace hooks, are also available.



